









# 5 Lynch Close *Epping*

 <p>Epping Station (Mernda Line)</p>	 <p>McDonalds Rd/Davisson St</p>	 <p>Epping Clinic</p>
 <p>Goodstart Early Learning Epping High Street</p>	 <p>Epping Primary School</p>	 <p>Epping Secondary College</p>
 <p>Anytime Fitness Epping</p>	 <p>Peppercorn Park Playground</p>	 <p>Darebin Creek Parklands</p>

## Leasing Information

- Median Suburb Rent | [\\$600 per week](#)
- Average Days to Procure a Tenant | [26 days](#)
- Potential Renters (searching via realestate.com.au) | [217](#)
- Price Growth | [4.7%](#)

Statistics provided by realestate.com.au (powered by PropTrack)

Scan here to book in your



FREE Market Appraisal



**Leon El Assaad**

**M0423 588 621**

**Harcourts** Rata & Co.