
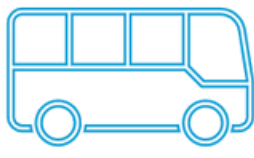




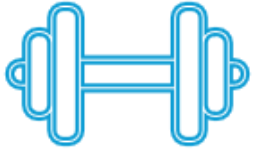




# 11 Epsom Avenue *Epping*

 Epping Station (Mernda Line)	 Merrill Dr/McDonalds Rd	 McDonalds Road Medical Centre
 Kiddy Palace Learning Centre	 Epping Primary School - Greenbrook Campus	 Mill Park Secondary College Senior Campus
 Mill Park Leisure	 Winchester Park Playground	 Darebin Creek Parklands

## Leasing Information

- Median Suburb Rent | [\\$600 per week](#)
- Average Days to Procure a Tenant | [27 days](#)
- Potential Renters (searching via realestate.com.au) | [319](#)
- Price Growth | [3.5%](#)

Statistics provided by realestate.com.au (powered by PropTrack)

Scan here to book in your



FREE Market Appraisal



**Leon El Assaad**

**M0423 588 621**

**Harcourts** Rata & Co.