

Buyers Guide by Closing Date Sale 12th Aug



109 GRAND OCEAN ENTRANCE BURNS BEACH WA 6028

Prepared for Buyers Guide



Johann Dique
Joy Abode

355 Scarborough Beach Road
Osborne Park Western Australia 6017

m: 0430 041 111
w: 08 9441 4845
jdique@joyabode.com.au

Information guide for sale by Closing Date

Closing date sale provides prospective buyers the opportunity to consider this property and put forward their best offer with the confidence that we will present all offers for the seller's formal consideration.

Closing Date Sale is about making it easier, fairer and more comfortable for you to make the offer you want to make on the price and conditions suitable to your unique circumstances.

How does it work?

On the Closing Date the Seller will consider your offer and any other offers tabled at the time. The seller may elect to:

- Accept any one offer
- Make a counteroffer (to any one buyer to accept, reject or counteroffer)
- Consult all buyers (through the agent) prior to dealing with any offer
- Choose to reject all offers and retain the property

How do I make my offer?

Simply request our 'Preparing to submit an offer Questionnaire', and complete a standard offer & acceptance contract in person or via DocuSign. Your offer must provide for a deposit which is payable within 3 business days of acceptance.

Do I have to make a cash or unconditional offer?

No, you can make the offer at the price and on the terms and conditions suitable to your circumstances.

Will my offer actually be considered by the seller?

Yes, we will inform the seller of all written offers as they are received. The seller reserves the right to accept an offer prior to the Closing Date Sale without notice.

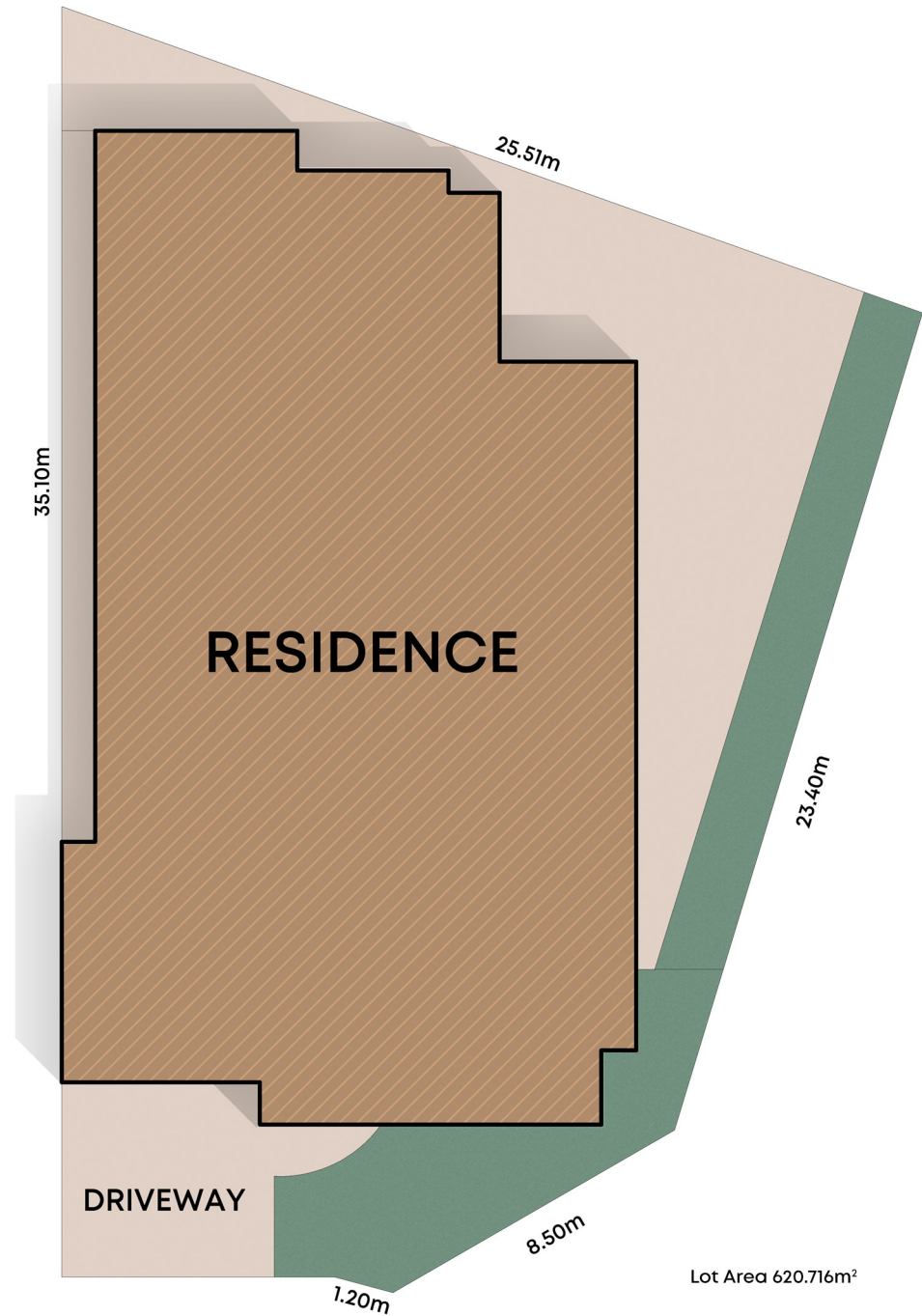
When will I know if my offer has been accepted?

After all offers have been presented to seller the agent will respond to the successful buyer first and the successor buyers thereafter.

Do I have to wait until the Closing Date to place my offer?

No, you may place your offer at any time prior to the Closing Date. Furthermore, if you wish to withdraw your offer prior to the Closing Date you can do this at any time by advising us of your intention to withdraw your offer by doing so in writing.

Should you have any further questions please do not hesitate to discuss your offer with us.



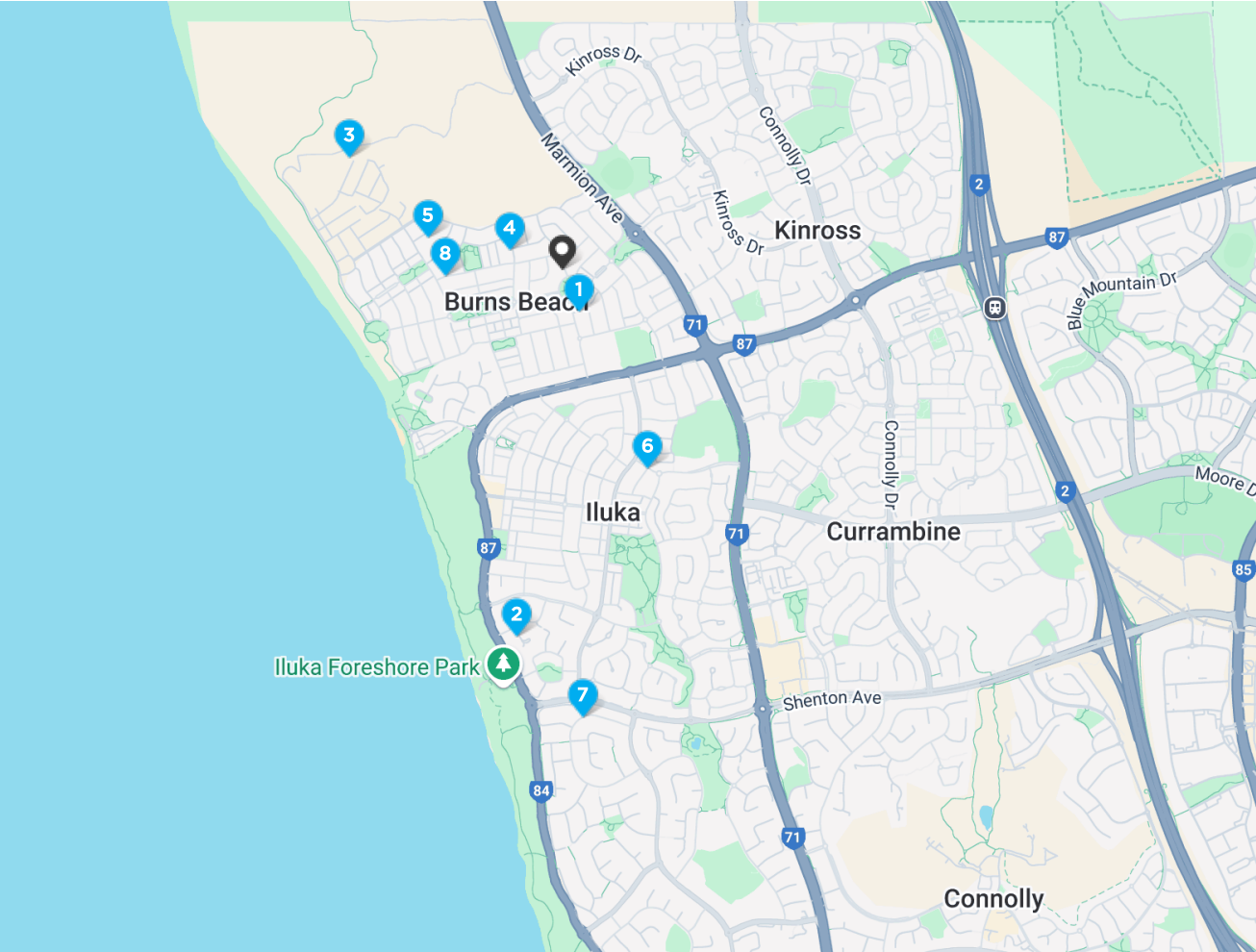
109 Grand Ocean Entrance, Burns Beach

Internal 239.2m² | Garage 35.2m² | Verandah 3.0m² | Alfresco 36.8m²
 Total 314.2m²

Whilst every attempt has been made to ensure the accuracy of the floorplans contained here, measurements of doors, windows and rooms are approximate and no responsibility is taken for any error, omission or misstatement. These plans are for representation purposes only.

DQ Care Pty Ltd T/A Joy Abode TC RA82603 ABN 45 107 395 059

Comparables Map: Sales



				
1 32 WATCOMBE AVENUE BURNS BEACH WA 6028	4	2	2	\$1,625,000
2 6 MARACAS COVE ILUKA WA 6028	4	2	2	\$1,600,000
3 43 HORSESHOE ROAD BURNS BEACH WA 6028	4	2	2	\$1,580,000
4 25 WATERHOUSE MEANDER BURNS BEACH WA 6028	3	2	2	\$1,560,000
5 19 WAMBERAL WAY BURNS BEACH WA 6028	4	3	2	\$1,540,000
6 48 MIAMI BEACH PROMENADE ILUKA WA 6028	4	2	2	\$1,500,000
7 56 BACCHANTE CIRCLE OCEAN REEF WA 6027	4	2	2	\$1,483,000
8 4 MCINTYRE AVENUE BURNS BEACH WA 6028	4	2	2	\$1,480,000



* This data point was edited by the author of this CMA and has not been verified by Cotality

Comparable Sales

1 32 WATCOMBE AVENUE BURNS BEACH WA 6028 **Sold** **\$1,625,000**




🏠 4 🚿 2 🚗 2 📏 578m² 📐 225m²
 Year Built 2011 DOM 29
 Sold Date 03-Mar-25 Distance 0.24km
 First Listing CLOSING DATE SALE 25 March
 Last Listing UNDER CONTRACT

Notes from your agent

Smaller land area
 Comparable living area
 Older year of construction
 Renovated
 Below ground pool
 SOLD by Johann Dique JOY ABODE [25]

2 6 MARACAS COVE ILUKA WA 6028 **Sold** **\$1,600,000**



🏠 4 🚿 2 🚗 2 📏 748m² 📐 242m²
 Year Built 1995 DOM 20
 Sold Date 22-Aug-24 Distance 1.88km
 First Listing OFFERS
 Last Listing UNDER OFFER!!

Notes from your agent

Larger land area
 Comparable living area
 Older year of construction
 Below-ground pool

3 43 HORSESHOE ROAD BURNS BEACH WA 6028 **Sold** **\$1,580,000**



🏠 4 🚿 2 🚗 2 📏 500m² 📐 226m²
 Year Built 2025 DOM 36
 Sold Date 01-Apr-25 Distance 1.22km
 First Listing From \$1,550,000
 Last Listing UNDER CONTRACT






Notes from your agent

Smaller land area
 Comparable living area
 Earlier year of construction
 Below-ground pool
 Sold by Johann Dique JOY ABODE [25]

Comparable Sales

4 25 WATERHOUSE MEANDER BURNS BEACH WA 6028 **Sold** ^{RS} \$1,560,000








 3  2  2  574m²  248m²
 Year Built 2016 DOM 23
 Sold Date 28-Jun-25 Distance 0.28km
 First Listing AUCTION 28TH JUNE | 11AM*
 Last Listing UNDER OFFER!*

Notes from your agent

Smaller land area
 Comparable living area
 Comparable year of construction
 SOLD [25]

5 19 WAMBERAL WAY BURNS BEACH WA 6028 **Sold** \$1,540,000








 4  3  2  646m²  236m²
 Year Built 2023 DOM 76
 Sold Date 16-Dec-23 Distance 0.7km
 First Listing -
 Last Listing -

Notes from your agent

Larger land area
 Comparable living area
 Earlier year of construction
 Below-ground pool
 SOLD By Johann Dique JOY ABODE [23]

6 48 MIAMI BEACH PROMENADE ILUKA WA 6028 **Sold** \$1,500,000



 4  2  2  678m²  234m²
 Year Built 2004 DOM 34
 Sold Date 27-Aug-24 Distance 1.1km
 First Listing Mid \$1M
 Last Listing UNDER OFFER!






Notes from your agent

Larger land area
 Comparable living area
 Older year of construction
 Below ground pool

Comparable Sales

7 56 BACCHANTE CIRCLE OCEAN REEF WA 6027 **Sold** **\$1,483,000**








 4  2  2  733m²  225m²
 Year Built 1994 DOM 125
 Sold Date 11-Mar-25 Distance 2.28km
 First Listing Set Date Sale ends on Tuesday 11th of March at 1pm
 Last Listing -*

Notes from your agent

Larger land area
 Comparable living area
 Older year of construction

8 4 MCINTYRE AVENUE BURNS BEACH WA 6028 **Sold** **\$1,480,000**



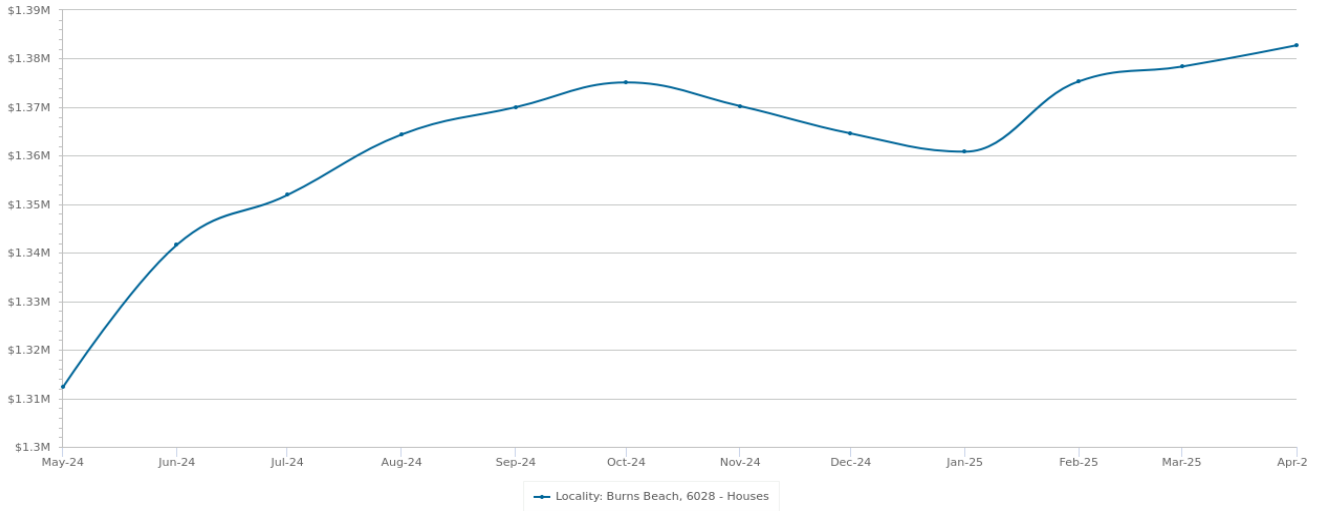
 4  2  2  564m²  245m²
 Year Built 2015 DOM 3
 Sold Date 13-May-24 Distance 0.59km
 First Listing ALL OFFERS BY MON 27TH MAY
 Last Listing UNDER OFFER !!

Notes from your agent

Smaller land area
 Comparable living area
 Comparable year of construction
 Below-ground pool
 SOLD [24]

Recent Market Trends

Median Value - 12 Months (House)

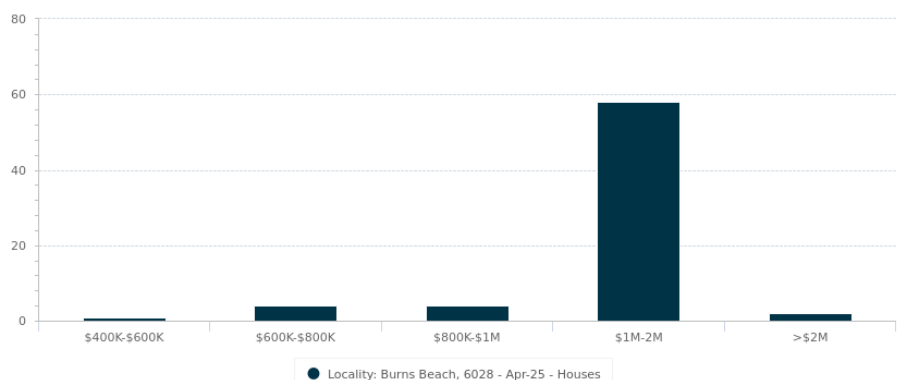


Statistics are calculated at the end of the displayed month

PERIOD	PROPERTIES SOLD	MEDIAN VALUE	GROWTH	DAYS ON MARKET	LISTINGS	ASKING RENT
Apr 2025	5	\$1,382,741	0.3% ▲	12	27	\$1,200
Mar 2025	6	\$1,378,373	0.2% ▲	12	24	\$1,190
Feb 2025	6	\$1,375,335	1.1% ▲	10	19	\$1,115
Jan 2025	4	\$1,360,830	-0.3% ▼	10	12	\$1,105
Dec 2024	2	\$1,364,578	-0.4% ▼	9	13	\$1,140
Nov 2024	6	\$1,370,203	-0.4% ▼	9	23	\$1,100
Oct 2024	10	\$1,375,100	0.4% ▲	8	22	\$1,100
Sep 2024	9	\$1,370,006	0.4% ▲	9	21	\$1,100
Aug 2024	6	\$1,364,381	0.9% ▲	8	19	\$1,100
Jul 2024	5	\$1,351,915	0.8% ▲	9	14	\$1,100
Jun 2024	4	\$1,341,680	2.2% ▲	9	12	\$1,100
May 2024	6	\$1,312,326	6.4% ▲	10	16	\$1,100

Sales by Price - 12 months (House)

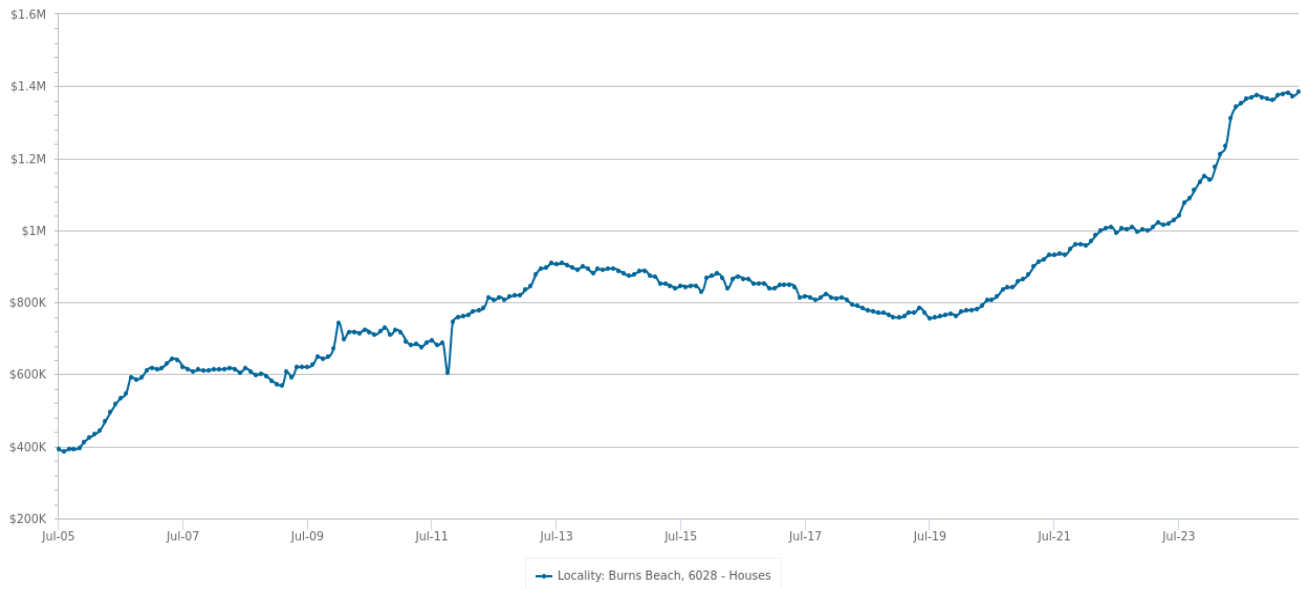
PRICE	NUMBER
<200K	0
200K-400K	0
\$400K-\$600K	1
\$600K-\$800K	4
\$800K-\$1M	4
\$1M-\$2M	58
>\$2M	2



Statistics are calculated over a rolling 12 month period

Long Term Market Trends

Median Value - 20 Years (House)



Statistics are calculated at the end of the displayed month

PERIOD	PROPERTIES SOLD	MEDIAN VALUE	GROWTH	DAYS ON MARKET	LISTINGS	ASKING RENT
2025	69	\$1,383,685	3.1% ▲	12	93	\$1,200
2024	80	\$1,341,680	30.3% ▲	11	95	\$1,100
2023	67	\$1,029,503	2.1% ▲	11	92	\$850
2022	96	\$1,008,517	8.3% ▲	14	112	\$800
2021	96	\$931,211	15.6% ▲	30	131	\$722
2020	66	\$805,619	4.6% ▲	55	123	\$632
2019	60	\$770,398	-1.7% ▼	71	153	\$640
2018	71	\$783,498	-3.7% ▼	96	161	\$625
2017	50	\$813,947	-6.7% ▼	70	164	\$650
2016	47	\$872,295	4.0% ▲	65	155	\$650
2015	53	\$838,916	-6.1% ▼	74	164	\$725
2014	63	\$893,645	-1.6% ▼	71	150	\$760
2013	57	\$908,190	11.7% ▲	47	145	\$850
2012	65	\$812,827	18.0% ▲	54	123	\$750
2011	31	\$689,116	-4.9% ▼	89	94	\$775
2010	76	\$724,834	16.7% ▲	90	92	\$677
2009	44	\$620,874	2.8% ▲	99	89	\$550
2008	35	\$603,921	-5.6% ▼	-	44	-
2007	43	\$639,900	23.7% ▲	-	21	-
2006	56	\$517,208	26.1% ▲	-	10	-

Disclaimer

Information contained within this product includes or is derived from the location information data licensed from Western Australian Land Information Authority (WALIA) (2025) trading as Landgate. Copyright in the location information data remains with WALIA. WALIA does not warrant the accuracy or completeness of the location information data or its suitability for any particular purpose.

The Appraisal Amount contained in the report may have been manually provided by the Agent; or may be based on an automated valuation model estimate provided by CoreLogic ('AVM Estimated Value'). AVM Estimated Values are current at the date of the publication only. It is computer generated and is not a professional appraisal of the subject property and should not be relied upon in lieu of appropriate professional advice. The accuracy of the methodology used to develop the AVM Estimated Value, the existence of the subject property, and the accuracy of the AVM Estimated Value and all rule sets provided are estimates based on available data and are not guaranteed or warranted. CoreLogic excludes all liability for any loss or damage arising in connection with the Appraisal Amount and/or AVM Estimated Value.

Whilst all reasonable effort is made to ensure the information in this publication is current, CoreLogic does not warrant the accuracy or completeness of the data and information contained in this publication and to the full extent not prohibited by law excludes all liability for any loss or damage arising in connection with the data and information contained in this publication.