
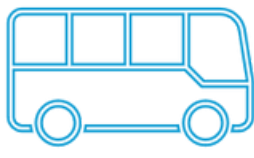




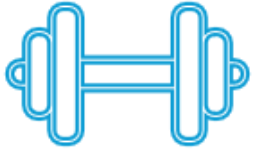




19 Lydgate Terrace *Epping*

 <p>Epping Station (Mernda Line)</p>	 <p>Healey Dr/Findon Rd</p>	 <p>Epping Road Family Clinic</p>
 <p>Rose Garden Epping Early Learning Centre</p>	 <p>Epping Primary School</p>	 <p>Epping Secondary College</p>
 <p>Atomic Gym</p>	 <p>Findon Creek Linear Park Playground</p>	 <p>Paul Crescent Park</p>

Leasing Information

- Median Suburb Rent | [\\$450 per week](#)
- Average Days to Procure a Tenant | [20 days](#)
- Potential Renters (searching via realestate.com.au) | [18](#)
- Price Growth | [7.1%](#)

Statistics provided by realestate.com.au (powered by PropTrack)

Scan here to book in your



FREE Market Appraisal



Leon El Assaad

M0423 588 621

Harcourts Rata & Co.