
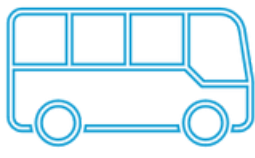




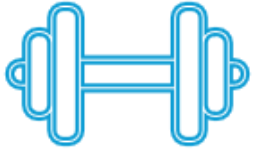




# 36 Frewin Street *Epping*

 <p>Epping Station (Mernda Line)</p>	 <p>Redding Rise/Rockfield St</p>	 <p>O'Herns Road Medical Centre</p>
 <p>Wallaby Childcare</p>	 <p>St Mary of the Cross MacKillop Catholic Parish Primary School</p>	 <p>Epping Views Primary School</p>
 <p>Flex 24/7 Gym Epping</p>	 <p>Pinney Park Playground</p>	 <p>Lyndarum Wetlands Dog Off Leash Area</p>

## Leasing Information

- Median Suburb Rent | [\\$600 per week](#)
- Average Days to Procure a Tenant | [25 days](#)
- Potential Renters (searching via realestate.com.au) | [169](#)

Statistics provided by realestate.com.au (powered by PropTrack)

Scan here to book in your



FREE Market Appraisal



**Sherry Singh**

**M** 0456 203 040

**Harcourts** Rata & Co.