
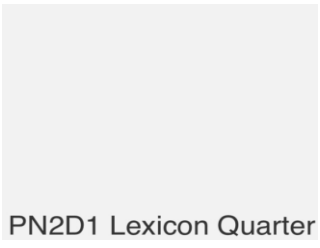








Internal Apartment Colour Schemes






Wigmund, 1-3 Wayman Place, Merrylands NSW 2160

Internal Colour Schemes		
Surface Item	Colour/Code	Image
Walls Entry, Hall, Kitchen, Living/Dining, Bedrooms,	DULUX PN2D1 "Wash and Wear" LEXICON QUARTER or equivalent	 PN2D1 Lexicon Quarter
Doors and Skirtings Entry, Hall, Bedrooms, Bedrooms, Bathrooms, Ensuite & Laundry	DULUX LEXICON QUARTER Semi Gloss or equivalent	 PN2D1 Lexicon Quarter
Ceiling Entry, Hall, Kitchen, Living/Dining, Bedrooms, Bathrooms, Ensuite & Laundry	DULUX LEXICON QUARTER Flat Finish or equivalent	 PN2D1 Lexicon Quarter
Floor Tiles Kitchen	SURFACE BIANCO Porcelain Tile 600x600 or equivalent	
Carpet	QUEST PACIFIC GREY SOLUTION DYED Nylon or equivalent	

DISCLAIMER: The particulars are set out as a general outline for the guidance of intending purchase(s). All descriptions, dimensions, reference are given in good faith and believed to be correct, but any intending purchases should not rely on them as statements or representations of fact, but must satisfy themselves by inspection or otherwise to the correctness of each item and where necessary seek advice. No third party supplier or their agents has any authority to make or give any representations or warranty in relation to this property.




Optional Upgrade Living Area Tiles	SURFACE BIANCO Porcelain Tile 600x600 or equivalent	
---	--	---

Kitchen Colour Schemes		
Surface Item	Colour/Code	Image / Notes
Splashback	CAESARSTONE OSPNEY 3141 or equivalent	
Kitchen Benchtop	CAESARSTONE OSPNEY 3141 or equivalent	
Kitchen Joinery Cupboard doors, drawers and visible panels	2 PAC POLY GLOSS equivalent to DULUX "White on White" PN2G1 or equivalent	
Under Kitchen Bar/ Island	LAMINEX "Pesto Linea" in natural finish or equivalent	
Kick Plate	LAMINEX "Brushed Steel" or equivalent	



DISCLAIMER: The particulars are set out as a general outline for the guidance of intending purchase(s). All descriptions, dimensions, reference are given in good faith and believed to be correct, but any intending purchases should not rely on them as statements or representations of fact, but must satisfy themselves by inspection or otherwise to the correctness of each item and where necessary seek advice. No third party supplier or their agents has any authority to make or give any representations or warranty in relation to this property.



Ensuite & Bathroom Colour Schemes		
Surface Item	Colour/Code	Image
Wall Tiles	“Gloss White” 300x600 Ceramic tile or equivalent	
Floor Tiles	SURFACE BIANCO Porcelain Tile 300x300 or equivalent	
Feature Wall Tiles	SURFACE BIANCO Porcelain Tile 300x600 or equivalent	
Vanity Top	CAESARSTONE OSPREY 3141 or equivalent	
Bathroom Joinery	2 PAC POLY GLOSS equivalent to DULUX “White on White” PN2G1 or equivalent	

DISCLAIMER: The particulars are set out as a general outline for the guidance of intending purchase(s). All descriptions, dimensions, reference are given in good faith and believed to be correct, but any intending purchases should not rely on them as statements or representations of fact, but must satisfy themselves by inspection or otherwise to the correctness of each item and where necessary seek advice. No third party supplier or their agents has any authority to make or give any representations or warranty in relation to this property.







Laundry Colour Schemes		
Surface Item	Colour/Code	Image
Wall Tiles	"Gloss White" 300x600 Ceramic tile or equivalent	
Floor Tiles	SURFACE BIANCO Porcelain Tile 300x300 or equivalent	

DISCLAIMER: The particulars are set out as a general outline for the guidance of intending purchase(s). All descriptions, dimensions, reference are given in good faith and believed to be correct, but any intending purchases should not rely on them as statements or representations of fact, but must satisfy themselves by inspection or otherwise to the correctness of each item and where necessary seek advice. No third party supplier or their agents has any authority to make or give any representations or warranty in relation to this property.



External Area Colour Schemes

External Colour Schemes		
Surface Item	Colour/Code	Image
External Common Areas	SURFACE ARGENTO Porcelain Tile 300x600 or equivalent	
External Private Balcony/Courtyards	SURFACE BIANCO Porcelain Tile 300x600 or equivalent	
Balustrading, Louvres, Downpipes, Windows and Sliding Doors	Colorbond MONUMENT or equivalent	 Monument
Walls	Colorbond GULLY or equivalent	 Gully

DISCLAIMER: The particulars are set out as a general outline for the guidance of intending purchase(s). All descriptions, dimensions, reference are given in good faith and believed to be correct, but any intending purchases should not rely on them as statements or representations of fact, but must satisfy themselves by inspection or otherwise to the correctness of each item and where necessary seek advice. No third party supplier or their agents has any authority to make or give any representations or warranty in relation to this property.